

Transportation Permit Special Conditions for 24/7 Travel

Page 1 of 1

"Darkness" as defined in the California Vehicle Code (CVC) Section 280.

Unless the face of permit states "No Night Travel" the following policies shall apply:

Travel on "Yellow Routes"

Without a Pilot Car

- Travel is authorized 24/7.

With a Pilot Car

- All permit vehicles/loads are authorized travel 24/7 until the loaded width exceeds 16' 0". When the loaded width exceeds 16' 0" on Yellow routes, the load will be escorted by the California Highway Patrol (CHP). The CHP in coordination with the District Traffic Manager(s) (DTMs) will determine hours of travel.

Travel on "Green Routes"

Without a Pilot Car

- Travel is authorized 24/7.

With a Pilot Car

- **Daylight hours, including Weekends;** All permit vehicles/loads are authorized travel until the loaded width exceeds 15' 0". When the loaded width exceeds 15' 0" on Green routes, the vehicle/load will be escorted by the California Highway Patrol (CHP). The CHP in coordination with the District Traffic Manager(s) (DTMs) will determine hours of travel.
- **Hours of Darkness, including Weekends;** All permit vehicles/loads are authorized travel during hours of darkness until the loaded width exceeds 14' 0". When the loaded width exceeds 14' 0", travel during hours of darkness is not authorized.

Travel on "Blue and Brown Routes"

Without a Pilot Car

- Travel is authorized 24/7.

With a Pilot Car

- **Daylight hours, excluding Weekends;** All permit vehicles/loads are authorized travel until the loaded width exceeds 15' 0". When the loaded width exceeds 15' 0" on Blue and Brown routes, the vehicle/load will be escorted by the California Highway Patrol (CHP). The CHP in coordination with the District Traffic Manager(s) (DTMs) will determine hours of travel.
- **Hours of Darkness;** Travel during hours of darkness is not authorized.
- **Weekend Travel;** Travel is authorized on Saturday and Sunday from one-half hour prior to sunrise to 12 noon.

Travel on "Red Routes"

- Operational restriction, consult the "Red Route Summary Table" for travel restrictions.

Applicant's Responsibilities:

Local Traffic Conditions:

In the urban areas of San Diego, Los Angeles, San Francisco, and Sacramento curfew conditions shall apply as indicated on the curfew maps when the loaded width exceeds 10' 0".

• Pilot Car Maps for California:

It is a condition of this permit that the driver has in his or her possession a current color-coded copy of the Pilot Car Requirements for California when traveling during hours of darkness or on Saturday and/or Sunday on Blue or Brown routes with a pilot car. The driver will present this copy to any law enforcement officer or Department of Transportation employee upon request. Current pilot car maps are dated Jan 09.



1. Responsibility of Permittee

The permittee shall be knowledgeable and in compliance with all applicable California conditions, requirements, and laws for the use of the highway system and in particular movement of extralegal vehicles and/or loads.

2. Possession of Permit

This permit shall be carried in the vehicle to which it refers at all times while the vehicle is within the highway limits. (California Vehicle Code (CVC), Section 35783)

3. Void Permits

This permit is null and void and hereby declared non-existent if:

- a. **ANY PORTION, PART OR SECTION IS ILLEGIBLE.**
- b. If used before or after the times and dates indicated.
- c. If any portion, part or section has been altered or if any attempt to alter is apparent.
- d. If used to represent proper authority for carrying a load and/or moving a vehicle which is not specifically described on the face of the permit.
- e. If used to represent proper authority for carrying a load and/or moving a vehicle by any company, not specifically named on the permit.
- f. If presented without the accompaniments specifically named on the face of the permit. Accompaniments must be within the driver's reach when seat belted in the driver's seat.

4. Permittee Agreement

Acceptance of this permit constitutes an agreement by the permittee to observe and comply with all of the general and specific conditions on the face of the permit and its accompaniments.

5. Verification

The use of this permit is prima facie evidence that the driver has checked the load and/or vehicle and knows it to be within the limits as set forth hereon and has verified the routing accuracy. The vehicle and/or load authorized under this permit is subject to inspection by representatives of the Department of Transportation.

6. Overhead Clearance

When height of load exceeds legal limit, it becomes the responsibility of the permittee to check all underpasses, over-crossings, bridges, overhead wires or other structures for impaired vertical clearance and to arrange clearance or request alternate routing before commencing travel.

7. Liabilities

The permittee is responsible for all liability for injury to, or death of person, or damage to property which may occur through any act or omission of either the permittee or the State of California arising from the issuance of this permit. In the event any claim, suit or action is brought against the State of California, its officers, employees or agents thereof, by reason of, or in connection with any such act or omission, permittee shall defend, indemnify, and hold harmless the State, its officers, employees or agents from such claim, suit or action.



8. Repair of Damage

In accepting this permit, the permittee agrees to repair at his own expense and to the satisfaction of the District Director of Transportation, any damage to highway appurtenances or structures resulting from travel under this permit. Notwithstanding, work or repair may be done by Department of Transportation forces at the option of the District Director of Transportation, the cost to be borne by the permittee. In the event of damage to State highway facilities such as bridges, traffic signals, light standards and other appurtenances, a written report must be filed with the Department within 72 hours after such damage has been done. Failure to make this report will be considered cause for cancellation of all permit privileges pending a satisfactory arrangement with the Department for repair or replacement of the damaged facility.

9. Accident Reporting

Accidents occurring while operating under permit and requiring a report to the Department of Motor Vehicles under CVC Section 16000 shall also be reported to the Department of Transportation. A copy of the permit and accident report shall be mailed to Department of Transportation, 1120 N Street, Permits, Sacramento, 94274-0001 within 30 days of the date of the accident. Failure to mail these copies will be considered cause for cancellation of all permit privileges.

10. Reducible Loads

- a. This permit is issued for the movement of an "Extralegal Load" as defined in CVC. 320.5 when loaded at its least dimensions.
- b. This permit is automatically canceled if the permitted dimensions and weight can be reduced to legal limits by repositioning and/or practical removal of a part, portion, or unit therefrom.
- c. This permit does not authorize extralegal weight if the load can be repositioned to stay within legal axle or axle group weights authorized in CVC 35551 or 35551.5. If the load cannot be repositioned, the weights shown on the permit are authorized.
- d. Other items may be hauled in addition to the permitted item provided they do not exceed the dimensions of the vehicle or permitted item (whichever is greater) and the loaded vehicle is of legal axle and gross weights.
- e. Overheight permits shall not be issued for items transported on a conventional flat deck trailer unless the deck is needed to support a long fragile load or a long load that would cause unbalanced axle group weights.
- f. An extra legal self-propelled fixed load vehicle may tow a legal "Vehicle" with the following conditions:
 - The towed vehicle does not transfer weight to the towing vehicle
 - Maximum vehicle combination length 65' 0"
 - The self-propelled fixed load will not be close coupled to the towed trailer
 - The total gross weight imposed by the towed vehicle will not exceed 20,000 lbs.

"Vehicle" as defined in the California Vehicle Code (CVC) 670.

"Trailer" as defined in the California Vehicle Code (CVC) 630.



11. Moving In Inclement Weather

Movement shall not occur in snow, fog, rain or wind when visibility is restricted to less than 1,000 feet (304.8 meters). Movement is prohibited when road surfaces are hazardous due to rain, ice, snow or frost, or when use of tire chains is mandatory. In addition, manufactured housing shall not move when the velocity of the wind is such that it causes the vehicle being towed to whip or swerve from side-to-side or fail to follow substantially in the path of the towing vehicle.

Any accident caused by excessive wind or weather conditions shall be considered a prima facie violation of this condition.

12. Lane Use

When practical, the vehicle shall be kept in the far right lane of the highway and shall not encroach on highway shoulders except where necessary to allow trailing traffic to pass.

13. Scales And Inspection Facilities

Every driver of an extralegal vehicle or permitted load when operating on a state highway shall be subject to CVC 2813 and shall stop at all operational scales and inspection facilities.

14. Moving In Convoy

Movement in convoy shall not be permitted unless specified on the face of this permit.

15. Towing Disabled Permit Vehicles

Disabled extralegal vehicles or extralegal combinations of vehicles, whose movement is authorized by a transportation permit, or any disabled legal vehicle or legal combination of vehicles which because of damage has incurred distortion in width or height thereby causing an excess in legal dimensions may only be moved at the direction of a peace officer. Disabled overweight permit vehicles/loads shall only be authorized movement by a peace officer to a point where the highway has been safely cleared. Movement of the permit vehicle/load beyond this point shall be completed under the authority of a City, County or State transportation permit, whichever is applicable. Single trip permits for towing permit vehicles shall require reduction of the disabled combinations to the least dimension possible.

16. Tires

Tires on permitted vehicles shall comply with the California Code of Regulations Title 13, commencing with Section 1085 of Article 14. Permitted axle or axle group weights shall not exceed the rated capacity marked on the tire sidewall.

17. Vehicle Manufacturer's Recommendations

By using a transportation permit for the transport of extra-legal loads issued by the California Department of Transportation, the hauler is responsible for complying with all the vehicle manufacturer's recommendations and assumes all liability.

18. Curfew Maps

Permit movement of loads and/or vehicles over 10 feet in width are not authorized Monday through Friday on State highways in the shaded area on the Curfew Maps during the hours indicated.



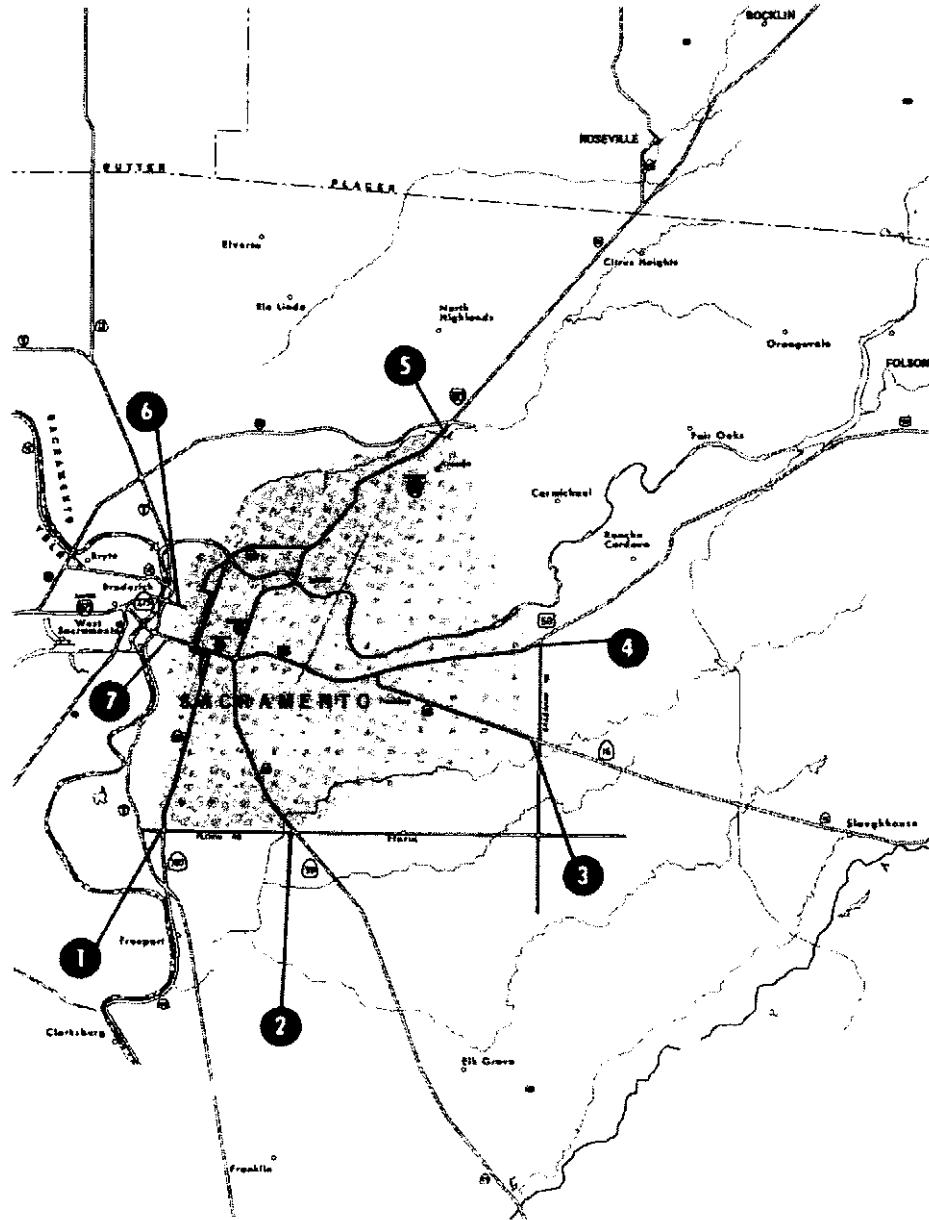
19. Warning Signs and Flags

All loads/vehicles over 8'-6" in width, 80 feet in length or more than 10 feet of overhang shall display warning signs. Signs shall be posted on the front and rear of the vehicle or on the front of the lead vehicle and the rear of the back trailer with multi-vehicle combinations. Signs shall have black letters on a yellow background and comply with Section 502.9 of the Department's "Transportation Permit Manual". Flags shall comply with Section 25104 of the CVC.

20. Movement During Darkness

"Darkness" is defined in Section 280 of the CVC as being "...any time from one-half hour after sunset to one-half hour before sunrise...". Reference to "sunset" and/or "sunrise" on the permit includes this one-half hour grace period before and after sunrise and sunset.

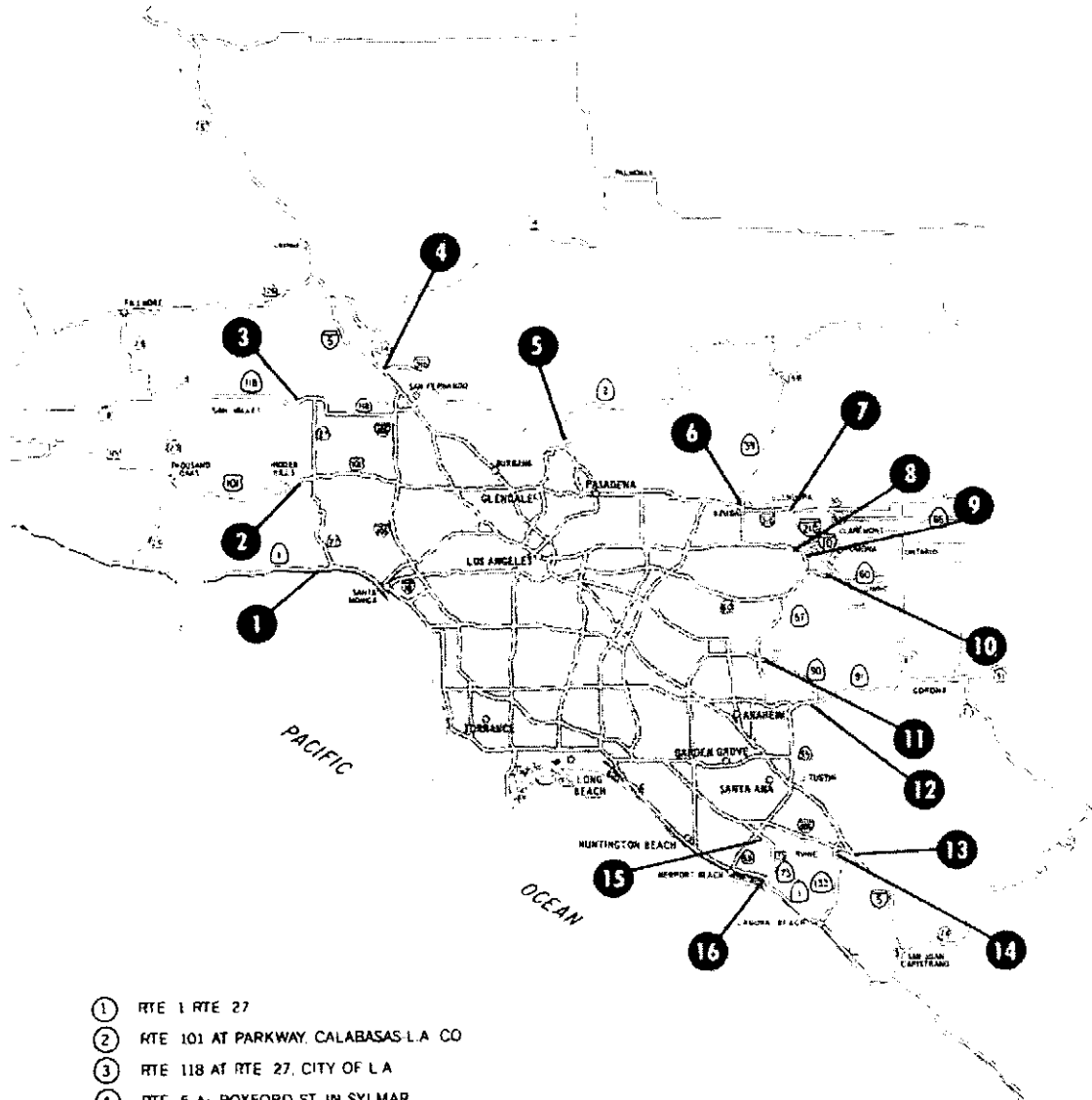
CURFEW MAP SACRAMENTO AREA



- ① RTE. 160 AT FLORIN RD.
- ② RTE. 99 AT FLORIN RD.
- ③ RTE. 16 AT BRADSHAW RD.
- ④ RTE. 50 AT BRADSHAW RD.
- ⑤ RTE. 80 AT BUSINESS 80
- ⑥ RTE. 275 AT RTE. 5
- ⑦ RTE. BUSINESS 80 AT RTE. 5

**SACRAMENTO
AND VICINITY**
NO
MOVEMENT BETWEEN
7-9 A.M. & 4-6 P.M.
WITHIN SHADED AREA

CURFEW MAP LOS ANGELES AREA

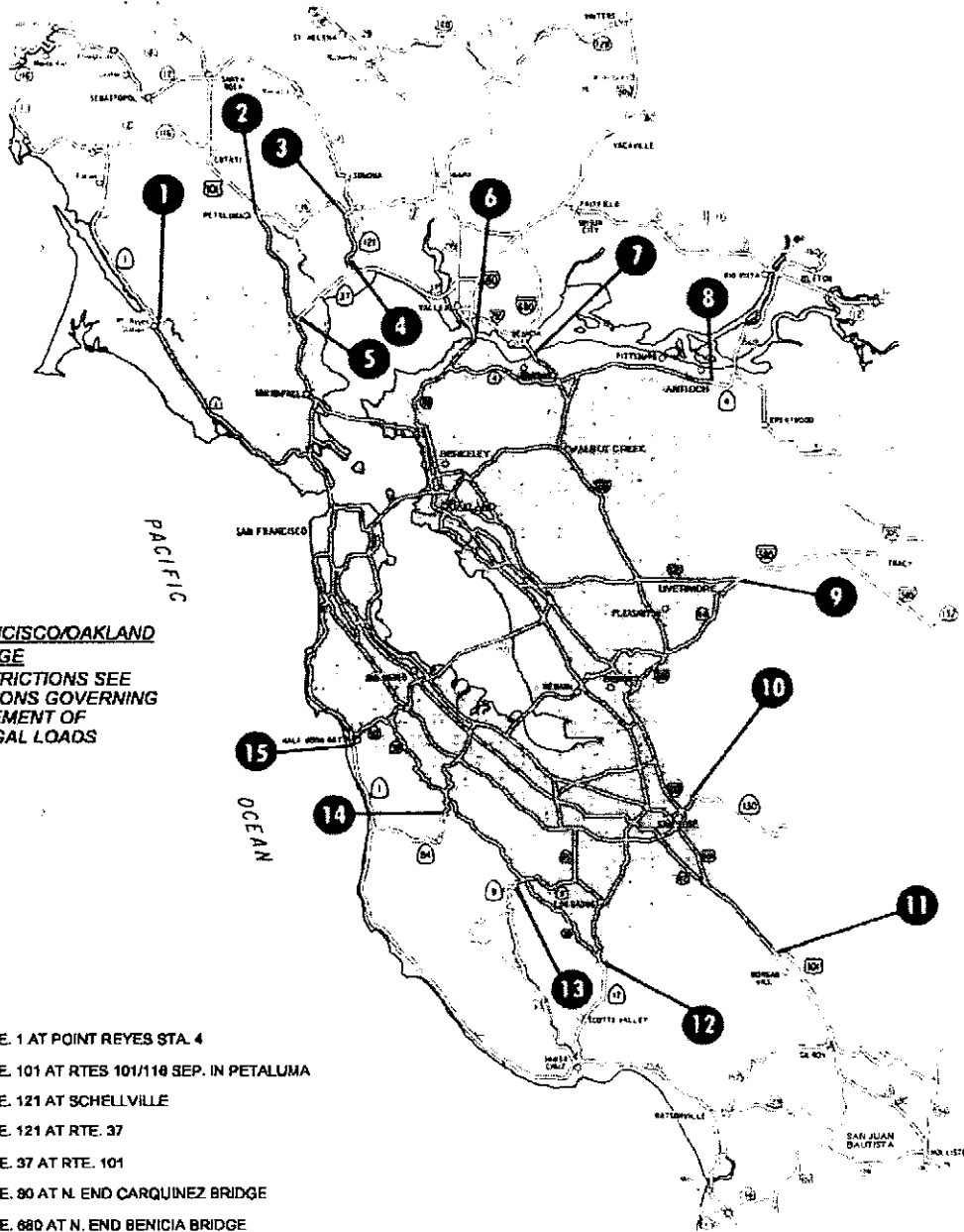


- ① RTE 1 RTE 27
- ② RTE 101 AT PARKWAY, CALABASAS-L.A CO
- ③ RTE 118 AT RTE 27, CITY OF L.A
- ④ RTE. 5 AT ROXFORD ST. IN SYLMAR
- ⑤ RTE 210 AT LA TUNA CANYON RD
- ⑥ RTE 39 AT SIERRA MADRE AVE, CITY OF AZUSA
- ⑦ RTE 210 AT SUNFLOWER AVE IN GLENDORA
- ⑧ RTE. 10 AT RTE 57
- ⑨ RTE 57 AT RTE. 10 & 210
- ⑩ RTE 60 AT RTE. 71
- ⑪ RTE 90 AT RTE. 57
- ⑫ RTE. 91 AT RTE 90
- ⑬ RTE 5 AT RTE 405
- ⑭ RTE. 133 AT RTE 405
- ⑮ RTE 73 AT RTE 55
- ⑯ RTE 1 AT RTE. 73

**LOS ANGELES
AND VICINITY**
NO
MOVEMENT BETWEEN
6-9 A.M. & 3-6 P.M.
WITHIN SHADED AREA

CURFEW MAP

SAN FRANCISCO AREA



**SAN FRANCISCO/OAKLAND
BAY BRIDGE**
FOR RESTRICTIONS SEE
REGULATIONS GOVERNING
THE MOVEMENT OF
EXTRALEGAL LOADS

- ① RTE. 1 AT POINT REYES STA. 4
- ② RTE. 101 AT RTES 101/110 SEP. IN PETALUMA
- ③ RTE. 121 AT SCHELLVILLE
- ④ RTE. 121 AT RTE. 37
- ⑤ RTE. 37 AT RTE. 101
- ⑥ RTE. 80 AT N. END CARQUINEZ BRIDGE
- ⑦ RTE. 680 AT N. END BENICIA BRIDGE
- ⑧ RTE. 4 AT INTERSECTION OF 'A' STREET IN ANTIOCH
- ⑨ RTE. 580 AT VASCO ROAD SEP. IN LIVERMORE
- ⑩ RTE. 130 AT WHITE ROAD
- ⑪ RTE. 101 AT EAST DUNN AVE. IN MORGAN HILL
- ⑫ RTE. 17 AT GRANITE CREEK RD.
- ⑬ RTE. 8 AT RTE. 95
- ⑭ RTE. 84 AT RTE. 35
- ⑮ RTE. 1 AT HALF MOON BAY

**SAN FRANCISCO
AND VICINITY**
NO
MOVEMENT BETWEEN
7-9 A.M. & 4-6 P.M.
WITHIN SHADED AREA

V C Section 35783.5 Removal or Covering of Warning Signs

Removal or Covering of Warning Signs

35783.5. Warning signs required by the terms of a permit shall either be removed from the vehicle or covered from the view of other motorists whenever the vehicle is operating without the load that required the permit.

Added Ch. 287, Stats. 1978. Effective January 1, 1979.

[Conditions of Use](#) | [Privacy Policy](#)

Copyright © 2011 State of California

[Adobe Acrobat Reader](#) enables you to view and print PDF files.

To incorporate the latest accessibility features download of the latest version of Acrobat Reader may be required.



Transportation Permit Special Conditions for Loads and/or Vehicles Escorted by Pilot Car(s)

1. Responsibilities

- Pilot cars maintain communications with the escorted load via two-way radio communication device.
- Pilot cars maintain a safe distance from the escorted vehicle to allow both passing and warning for other traffic.
- Pilot cars accompany the escorted vehicle over all operational California Highway Patrol (CHP) scale and inspection facilities.

2. Location

If one pilot car is required, the pilot car precedes the escorted vehicle on two (one lane in each direction) or three-lane conventional roads (as indicated on pilot car maps for brown, blue and green routes). When a pilot car is required for rear overhang (i.e. more than 25' 0"), the pilot car will follow the escorted vehicle on all routes. The pilot car follows the escorted vehicle on conventional highways having four or more lanes, divided highways, and freeways.

- The maximum number of pilot cars, on yellow routes, is one until width exceeds 15'0".
- If two pilot cars are required, one pilot car precedes, and the other follows the escorted vehicle.
- Pilot cars remain right of the centerline of the roadway at all times.

3. Equipment

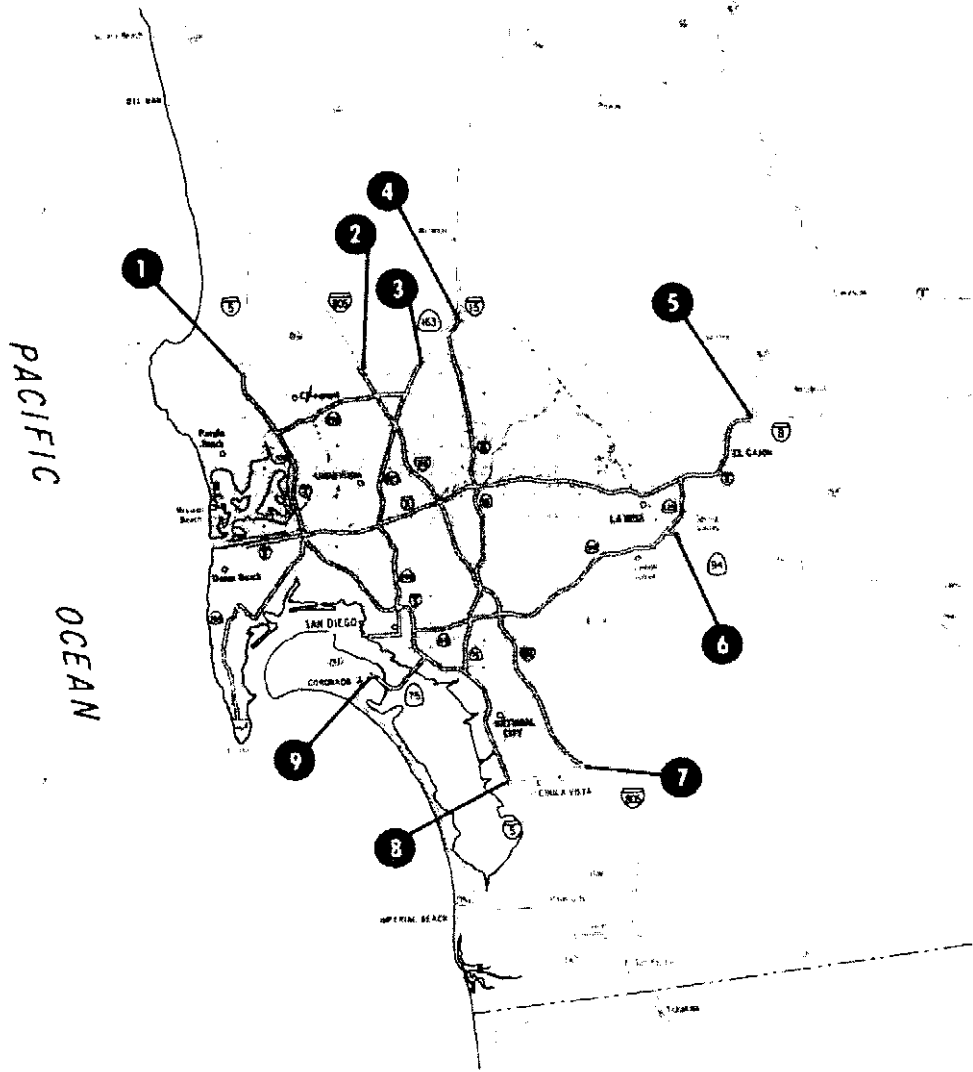
Failure to comply with all regulations under law renders the vehicle and/or load out of service until all necessary repairs or additional equipment is obtained to meet said requirements. Regulations include, but are not limited to the following:

- Identification placards comply with the California Vehicle Code (CVC), Section 27904
- Warning signs comply with CVC 27904.5 and 35783.5
- Warning lights comply with CVC 25270
- Warning flags comply with CVC 28100
- Vertical Clearance measuring devices comply with CVC 28102 and 35252
- Additional requirements as outlined in CVC 28101

4. Restrictions

- It is unauthorized for a pilot car to stop, pre-empt, or impede opposing traffic.
- It is unauthorized for a pilot car to tow another vehicle while escorting a load unless it is specifically stated on the face of the transportation permit or permit rider.
- It is unauthorized for pilot cars to escort more than one vehicle and/or load at one time unless specified on the face of the transportation permit or permit rider.
- It is unauthorized to display STOP/SLOW sign paddles from the window of a moving vehicle.

CURFEW MAP SAN DIEGO AREA



- ① RTE. 5 AT RTE. 52
- ② RTE. 805 AT CLAIRMONT MESA BLVD
- ③ RTE. 163 AT CLAIRMONT MESA BLVD.
- ④ RTE. 15 AT RTE. 163
- ⑤ RTE. 8 AT RTE. 67
- ⑥ RTE. 94 AT RTE. 125 AT SPRING ST
- ⑦ RTE. 805 AT SOUTH BAY FREEWAY
- ⑧ RTE. 5 AT E ST IN CHULA VISTA
- ⑨ RTE. 75 AT RTE. 292

**SAN DIEGO
AND VICINITY**
NO
MOVEMENT BETWEEN
7-9 A.M. & 4-6 P.M.
WITHIN SHADED AREA